


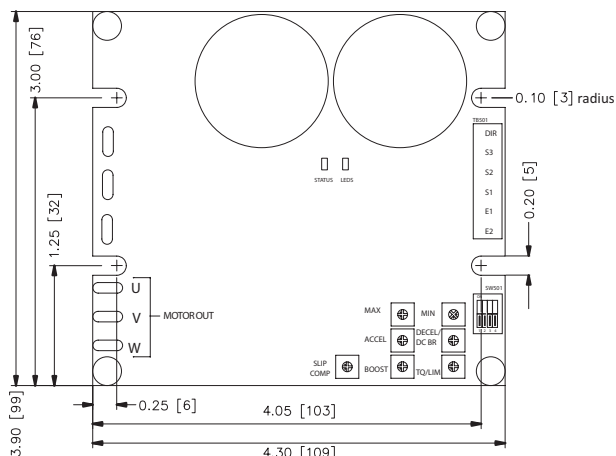


Drive	Input Voltage @ 50/60 Hz (VAC)	Output Voltage Range (VAC)	Max. Armature Current	HP Rating @ 115 VAC Output	HP Rating @ 230 VDC Output	Enclosure	Reversing	Isolation ***	UL Listed 	CSA 	CE TUV 
UPVFD02-115AC	115	0-115	2.4	1/16 - 1/4	-	CHASSIS	YES	-	-	-	-
UPVFD02-D230AC	115 / 230	0-230	2.4	-	1/8 - 1/2	CHASSIS	YES	-	-	-	-
UPVFD04-115AC	115	0-115	4	1/8 - 1/2	-	CHASSIS	YES	-	-	-	-
UPVFD04-D230AC	115 / 230	0-230	4	-	1/4 - 1	CHASSIS	YES	-	-	-	-

*** Built in isolation is not available on the UPVFD series. Minarik Drives recommends using the VFD series (Pg 34), VFD-PCM series (Pg 36), MDVF series (Pg 37), or the PCM4 (Pg 42).

UPVFD02-115AC & UPVFD02-D230AC DIMENSIONS



Height: 2.90 [74]
All dimensions in inches [millimeters]

Dimensions of drives not shown above can be found on page 60.
Wiring diagrams can be found on page 71.

FEATURES

- **Compact size:** Same bolt pattern as MM footprint industry standard mounting hole pattern.
- **“D” models can double the output voltage:** Enables the use of a 230 VAC single or three phase motor with a 115 VAC single-phase supply. Do not use 115 VAC motors on “D” models.
- **Microprocessor based:** Allows custom programming for OEMs.
- **Use with a variety of motors:** Can be used with 3-phase induction and single-phase permanent split capacitor (PSC), shaded pole and synchronous motors.
- **Diagnostic LED:** LED for power and status (undervoltage, overvoltage, short circuit / current trip, heating warning / trip).
- **Thermally protects:** Drive recognizes when overheated as a result of frequent overload. It first flashes a warning code on the status LED and will eventually trip if the condition persists.
- **Stopping modes:** DC injection braking or coast to stop.
- **User adjustable calibration pots:** Minimum Speed, Maximum Speed, Current Limit, Slip Compensation, Boost, Acceleration and Deceleration / DC Brake Injection.
- **RoHS:** All VFD series models are RoHS compliant.

The UPVFD series is a microprocessor based variable frequency drive. These drives look and act like DC drives, meaning quick and easy setup without any programming. -115AC models allow 115 VAC in and 115 VAC out. -D230AC models allow 230 VAC in and 230 VAC out, but are also equipped with a unique voltage doubling capability that allows you to run a 230 VAC motor when only 115VAC single phase power is available.

While the input is single phase, the output can be single or three phase for all UPVFD series drives. The drive’s internal carrier frequency can easily be changed from 16kHz to 1.6kHz to minimize switching losses or reduce electrical interference.

Stopping methods include coast to stop or DC injection braking. Incorporated into the design is a microprocessor which provides flexibility of creating custom programs that can include specific user setting for OEM applications. These full featured and compact AC drives are the perfect choice to run any 3 phase, and some single phase motors, rated at 4 amps or below.

See page 54 for an in-depth comparison of the different AC drives.



UPVFD02-115AC
UPVFD02-D230AC



UPVFD04-115AC
UPVFD04-D230AC